

Keval India Limited

CIN: L51109WB1983PLC035843

Regd. Office: 54/10 DEBENDRA CHANDRA DEY ROAD, KOLKATA (WB), 700015
Phone- 033-66066777, Email: keval.india@rediffmail.com; Website: www.kevalindia.com
Corp. Office: 170/10, Film Colony, R.N.T. Marg, Indore- 452001, Ph.: 0731-4279626

Date: 12.10.2021

To,
The Listing Department,
The Calcutta Stock Exchange
7, Lyons Range,
Kolkata- 700 001

Sub: Shareholding Pattern for the quarter ended 30.09.2021

Dear Sir / Madam,

Please find enclosed herewith the Shareholding Pattern of the Company for the quarter ended 30.09.2021.

You are requested to take the same on your records and oblige.

Thanking You,

Yours sincerely,

For Keval India Ltd.


Diksha Rajput
Company Secretary*


1 Name of Listed Entity:
2 Scrip Code/Name of Scrip/Class of Security:
Share Holding Pattern Filed under Reg. 31(1)(b) for the quarter
3 ended:

Keval India Ltd.
21139 & 10021139
30.09.2021

Sr. No.	Particular	Yes/No	Promoter and Promoter Group	Public shareholder	Non Promoter-Non Public
1	Whether the Listed Entity has issued any partly paid up shares?	No	No	No	No
2	Whether the Listed Entity has issued any Convertible Securities or Warrants?	No	No	No	No
3	Whether the Listed Entity has issued any Warrants?	No	No	No	No
4	Whether the Listed Entity has any shares against which depository receipts are issued?	No	No	No	No
5	Whether the Listed Entity has any shares in locked-in?	No	No	No	No
6	Whether any shares held by promoters are pledge or otherwise encumbered?	No	No		
7	Whether the Listed Entity has issued any Differential Voting Rights?	No	No	No	No
8	Whether the Listed Entity has any significant beneficial owner?	No			



Table I- Summary Statement holding of specified securities

Category	Category of shareholder	Nos. of shareholders	No. of fully paid up equity shares held	No. of Partly paid up equity shares held	No. of shares underlying Depository Receipts	Total nos. shares held	Shareholding as a % of total no. of shares (calculated as per SCRR, 1957) As a % of (A+B+C2)	Number of Voting Rights held in each class of securities			No. of Shares Underlying Outstanding convertible securities (including Warrants)	Shareholding as a % assuming full conversion of convertible securities (as a percentage of diluted share capital) As a % of (A+B+C2)	Number of Locked in shares		Number of Shares pledged or otherwise encumbered		Number of equity shares held in dematerialized form		
								No of Voting Rights	Total as a % of Total Voting Rights				No.	As a % of total Shares held	No.	As a % of total Shares held			
(I)	(II)	(III)	(IV)	(V)	(VI)	(VII) = (IV) + (V) + (VI)	(VIII)	(IX)			(X)	(XI)	(XII)		(XIII)		(XIV)		
								Class eg: X	Class eg: Y	Total			(a)	(b)	(a)	(b)			
(A)	Promoter & Promoter Group	8	63375			63375	25.45	63375		63375	25.45							0	0
(B)	Public	120	185625			185625	74.55	185625		185625	74.55							0	0
(C)	Non Promoter- Non Public	0																0	0
(C1)	Shares underlying DRs	0																0	0
(C2)	Shares held by Employee Trusts	0																0	0
	Total	128	249000			249000	100	249000		249000	100							0	0





Table II- Statement showing shareholding pattern of the Promoter and Promoter Group

Category and name of shareholder	PAN	Nos. of shareholders	No. of fully paid up equity shares held	No. of Partly paid-up equity shares held	No. of shares underlying Depository Receipts	Total nos. shares held	Shareholding % calculated as per SCRR, 1957 As a % of (A+B+C2)	Number of Voting Rights held in each class of securities			No. of Shares Underlying Outstanding convertible securities (including Warrants)	Shareholding, as a % assuming full conversion of convertible securities (as a percentage of diluted share capital) As a % of (A+B+C2)	Number of Locked in shares		Number of Shares pledged or otherwise encumbered		Number of equity shares held in dematerialized form	Shareholder type	
								(I)	(II)	(III)			(XII)	(XIII)	(XIV)				
(I)	(II)	(III)	(IV)	(V)	(VI)	(VII) = (IV)+(V)+(VI)	(VIII)	(IX)			(X)	(XI) = (VII) + (X)	(XII)		(XIII)		(XIV)		
								No of Voting Rights					No.	As a % of total Shares held	No.	As a % of total Shares held			
								Class eg: X	Class eg:y	Total			(a)	(b)	(a)	(b)			
1	Indian																		
(a)	Individuals/Hindu undivided Family		7	58375	0	0	58375	23.44	58375	0	58375	23.44	0	0	0	0	0	0	
	Manish Shahra	ABJPS9992F		5000	0	0	5000	2.01	5000	0	5000	2.01	0	0	0	0	0	0	Promoter
	Ruchi Mohan	AJEPM2027N		2680	0	0	2680	1.08	2680	0	2680	1.08	0	0	0	0	0	0	Promoter Group
	Santosh Shahra	AHCP54586Q		10000	0	0	10000	4.02	10000	0	10000	4.02	0	0	0	0	0	0	Promoter Group
	Mridula Devi Shahra	AYJPS1801J		15500	0	0	15500	6.22	15500	0	15500	6.22	0	0	0	0	0	0	Promoter
	Suresh Chandra Shahra	AFEPS1546J		10000	0	0	10000	4.02	10000	0	10000	4.02	0	0	0	0	0	0	Promoter
	Usha Devi Shahra	AMWPS6835K		8105	0	0	8105	3.26	8105	0	8105	3.26	0	0	0	0	0	0	Promoter Group
	Bhavna Goel	AEGPG2377E		7090	0	0	7090	2.85	7090	0	7090	2.85	0	0	0	0	0	0	Promoter Group
	Central Government/ State Government(s)		0	0	0	0	0	0	0	0	0	0	0	0	0	0	0	0	
(b)	Financial Institutions/Banks		0	0	0	0	0	0	0	0	0	0	0	0	0	0	0	0	
(c)	Any Other (specify)		1	5000	0	0	5000	2.01	5000	0	5000	2.01	0	0	0	0	0	0	
(d)	Bodies Corporate			0	0	0	0	0	0	0	0	0	0	0	0	0	0	0	
	Shahra Brothers Pvt. Ltd.	AAECS8667G		5000	0	0	5000	2.01	5000	0	5000	2.01	0	0	0	0	0	0	Promoter Group
	Sub-Total (A)(1)		8	63375	0	0	63375	25.45	63375	0	63375	25.45	0	0	0	0	0	0	

Raymond



2	Foreign																	
(a)	Individuals (Non-Resident Individuals/ Foreign Individuals)	0	0	0	0	0	0	0	0	0	0	0	0	0	0	0	0	0
(b)	Government	0	0	0	0	0	0	0	0	0	0	0	0	0	0	0	0	0
(c)	Institutions	0	0	0	0	0	0	0	0	0	0	0	0	0	0	0	0	0
(d)	Foreign Portfolio Investor	0	0	0	0	0	0	0	0	0	0	0	0	0	0	0	0	0
(e)	Any Other (specify)	0	0	0	0	0	0	0	0	0	0	0	0	0	0	0	0	0
	Sub-Total (A)(2)	0	0	0	0	0	0	0	0	0	0	0	0	0	0	0	0	0
	Total Shareholding of Promoter and Promoter Group (A)= (A)(1)+(A)(2)	8	63375	0	0	63375	25.45	63375	0	63375	25.45	0	0	0	0	0	0	0






Table III - Statement showing shareholding pattern of the Public shareholder

	Category and name of shareholder	PAN	Nos. of shareholders	No. of fully paid up equity shares held	No. of Partly paid up equity shares held	No. of shares underlying Depository Receipts	Total nos. shares held	Shareholding % calculated as per SCRR, 1957 As a % of (A+B+C2)	Number of Voting Rights held in each class of securities			No. of Shares Underlying Outstanding convertible securities (including Warrants)	Total Shareholding, as a % assuming full conversion of convertible securities (as a percentage of diluted share capital) As a % of (A+B+C2)	Number of Locked in shares		Number of Shares pledged or otherwise encumbered		Number of equity shares held in dematerialized form
									No of Voting Rights	Total as a % of Total Voting Rights				No.	As a % of total Shares held	No.	As a % of total Shares held	
	(I)	(II)	(III)	(IV)	(V)	(VI)	(VII) = (IV)+(VI)	(VIII)	(IX)			(X)	(XI)	(XII)		(XIII)		(XIV)
									Class eg: X	Class eg:y	Total			(a)	(b)	(a)	(b)	
1	Institutions																	
(a)	Mutual Funds/		0	0	0	0	0		0	0	0	0	0	0	0			0
			0	0	0	0	0		0	0	0	0	0	0	0			0
(b)	Venture Capital Funds		0	0	0	0	0		0	0	0	0	0	0	0			0
			0	0	0	0	0		0	0	0	0	0	0	0			0
(c)	Alternate Investment Funds		0	0	0	0	0		0	0	0	0	0	0	0			0
			0	0	0	0	0		0	0	0	0	0	0	0			0
(d)	Foreign Venture Capital Investors		0	0	0	0	0		0	0	0	0	0	0	0			0
			0	0	0	0	0		0	0	0	0	0	0	0			0
(e)	Foreign Portfolio Investors		0	0	0	0	0		0	0	0	0	0	0	0			0
			0	0	0	0	0		0	0	0	0	0	0	0			0
(f)	Financial Institutions/ Banks		0	0	0	0	0		0	0	0	0	0	0	0			0
			0	0	0	0	0		0	0	0	0	0	0	0			0
(g)	Insurance Companies		0	0	0	0	0		0	0	0	0	0	0	0			0



		0	0	0	0			0	0			0	0	0			0
(h)	Provident Funds/ Pension Funds	0	0	0	0			0	0			0	0	0			0
(i)	Any Other (specify)	0	0	0	0			0	0			0	0	0			0
	Sub-Total (B)(1)	0	0	0	0			0	0			0	0	0			0
2	Central Government/ State Government(s) / President of India	0	0	0	0			0	0			0	0	0			0
	Sub-Total (B)(2)	0	0	0	0			0	0			0	0	0			0
3	Non-Institutions																
(a)	Individuals -																
	i. Individual shareholders holding nominal share capital up to Rs. 2 lakhs.	115	11500	0	0	11500	4.62	11500	0	11500	4.62	0	0	0			0
	ii. Individual shareholders holding nominal share capital in excess of Rs. 2 lakhs.	0	0	0	0			0	0			0	0	0			0
(b)	NBFCs registered with RBI	0	0	0	0			0	0			0	0	0			0
(c)	Employee Trusts	0	0	0	0			0	0			0	0	0			0
(d)	Overseas Depositories (holding DRs) (balancing figure)	0	0	0	0			0	0			0	0	0			0
		0	0	0	0			0	0			0	0	0			0



(e)	Any Other (specify)	5	174125	0	0	174125	69.93	174125	0	174125	69.93	0	0	0			0
	Sarthak Global Ltd.	AALCS0397N	42885	0	0	42885	17.22	0	0	42885	17.22	0	0	0			0
	Anandmangal Investment & Finance Pvt. Ltd.	AAACA8339B	37000	0	0	37000	14.86	0	0	37000	14.86	0	0	0			0
	Promise Securities Pvt. Ltd.	AAACP6634N	37000	0	0	37000	14.86	0	0	37000	14.86	0	0	0			0
	Urvashi Worldwide Pvt. Ltd.	AAACU2067J	36840	0	0	36840	14.80	0	0	36840	14.80	0	0	0			0
	Addax Trading Pvt. Ltd.	AADCA5809P	20400	0	0	20400	8.19	0	0	20400	8.19	0	0	0			0
	Sub-Total (B)(3)		120	185625	0	0	185625	74.55	0	0	185625	74.55	0	0	0		0
	Total Public Shareholding (B)- (B)(1)+(B)(2)+(B)(3)		120	185625	0	0	185625	74.55	0	0	185625	74.55	0	0	0		0






Table IV - Statement showing shareholding pattern of the Non Promoter- Non Public Shareholder

Category and name of shareholders	PAN	Nos. of shareholder	No. of fully paid up equity shares held	No. of Partly paid up equity shares held	No. of shares underlying Depository Receipts	Total nos. shares held	Shareholding % calculated as per SCRR, 1957 As a % of (A+B+C2)	Number of Voting Rights held in each class of securities			No. of Shares Underlying Outstanding convertible securities (including Warrants)	Shareholding, as a % assuming full conversion of convertible securities (as a percentage of diluted share capital) As a % of (A+B+C2)	Number of Locked in shares		Number of Shares pledged or otherwise encumbered		Number of equity shares held in dematerialized form
								No of Voting Rights		Total as a % of Total Voting Rights			No.	As a % of total Shares held	No.	As a % of total Shares held	
(I)	(II)	(III)	(IV)	(V)	(VI)	(VII) = (IV)+(V)+(VI)	(VIII)	Class eg: X	Class eg:y	Total	(X)	(XI)	(XII)	(XIII)	(XIV)	(XV)	
													(a)	(b)	(a)	(b)	
1	Custodian/DR Holder																
2	Employee Benefit Trust (under SEBI (Share based Employee Benefit) Regulations, 2014)																
	Total Non-Promoter- Non Public Shareholding (C)= (C)(1)+(C)(2)																



Handwritten signature and circular stamp of KEVAL INDIA LIMITED.